

AVERAGE LISTENER DATA

Q2 - 2021

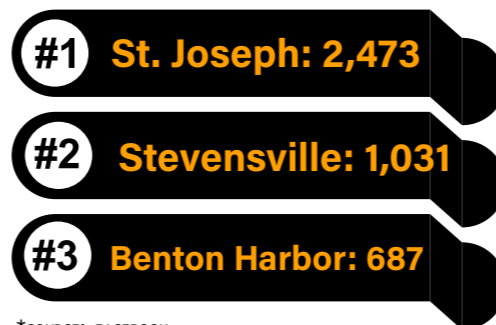


24,485

FACEBOOK
IMPRESSIONS
EACH MONTH

*SOURCE: FACEBOOK

AUDIENCE LOCATIONS




*SOURCE: FACEBOOK

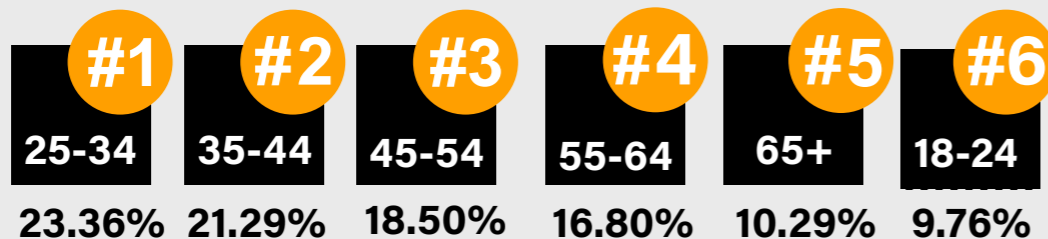
217,590

WEBPAGE VIEWS /
BANNER AD IMPRESSIONS

*SOURCE: GOOGLE ANALYTICS



AGES REACHED



*SOURCE: GOOGLE ANALYTICS

53.4%

OF MONTHLY
AVG. LISTENERS
ARE WOMEN



46.6%

OF MONTHLY
AVG. LISTENERS
ARE MEN

*SOURCE: GOOGLE ANALYTICS

1,854

*SOURCE: DRIP

EMAIL SUBSCRIBERS
REACHED EVERY MONTH



SOCIAL MEDIA AUDIENCE

*SOURCE: FACEBOOK



3,595

PODCASTS
PLAYED AND
DOWNLOADED
EACH MONTH

*SOURCE: BLUBRRY

