


# AVERAGE LISTENER DATA

## Q2 - 2021



**11,590+**  
SESSIONS STARTED  
EACH MONTH  
\*SOURCE: WIDE ORBIT

**LISTEN LIVE!** 



**23,207**  
FACEBOOK  
IMPRESSIONS  
EACH MONTH  
\*SOURCE: FACEBOOK

### AUDIENCE LOCATIONS


- #1 South Haven: 518**
- #2 St. Joseph: 125**
- #3 Bangor: 89**

\*SOURCE: FACEBOOK




**9,524**  
**Hours**  
LISTENED ON  
AVERAGE  
EACH MONTH  
\*SOURCE: WIDE ORBIT

### AGES REACHED



**54.3%**  
OF MONTHLY  
AVG. LISTENERS  
ARE WOMEN



**45.7%**  
OF MONTHLY  
AVG. LISTENERS  
ARE MEN

\*SOURCE: GOOGLE ANALYTICS

### SOCIAL MEDIA AUDIENCE

\*SOURCE: FACEBOOK

**1,740**  
EMAIL SUBSCRIBERS  
REACHED EVERY MONTH



\*SOURCE: DRIP



**1,970+**  
PAGE LIKES

**2,517**  
PODCASTS  
PLAYED AND  
DOWNLOADED  
EACH MONTH  
\*SOURCE: BLUBRRY



**13,527**  
WEBPAGE VIEWS /  
BANNER AD IMPRESSIONS  
\*SOURCE: GOOGLE ANALYTICS

