



AVERAGE LISTENER DATA

Q2 - 2021

28,850+
SESSIONS STARTED
EACH MONTH
*SOURCE: WIDE ORBIT

LISTEN LIVE!

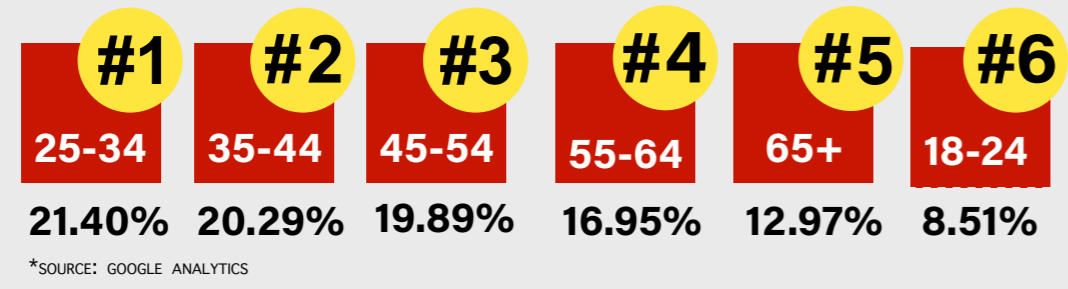
72,613
FACEBOOK
IMPRESSIONS
EACH MONTH
*SOURCE: FACEBOOK

AUDIENCE LOCATIONS


- #1 St. Joseph: 776**
 - #2 Coloma: 640**
 - #3 Watervliet: 469**
- *SOURCE: FACEBOOK

16,990
Hours
LISTENED ON
AVERAGE
EACH MONTH
*SOURCE: WIDE ORBIT

AGES REACHED



46%
OF MONTHLY
AVG. LISTENERS
ARE WOMEN



54%
OF MONTHLY
AVG. LISTENERS
ARE MEN

*SOURCE: GOOGLE ANALYTICS

SOCIAL MEDIA AUDIENCE

*SOURCE: FACEBOOK

4,234 *SOURCE: DRIP
EMAIL SUBSCRIBERS
REACHED EVERY MONTH

10,930+
PAGE LIKES

1,220
FOLLOWERS

5,515


PODCASTS
PLAYED AND
DOWNLOADED
EACH MONTH

*SOURCE: BLUBRRY



36,482

WEBPAGE VIEWS /
BANNER AD IMPRESSIONS



*SOURCE: GOOGLE ANALYTICS