



AVERAGE LISTENER DATA

Q2 | 4/1/2022 - 6/30/2022



6,263
Total streaming sessions started

*Source: Wide Orbit



6,466
Hours
Listened on average

*Source: Wide Orbit

57

Email subscribers reached every month

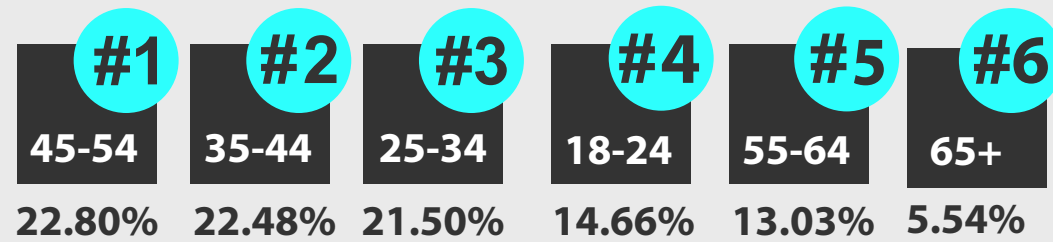


*Source: Drip

TOP 5 POTENTIAL TO BUY INTERESTS


- Autos & Vehicles/Auto Repair & Maintenance
- Autos & Vehicles/Motor Vehicles/Motor Vehicles (Used)
- Event Tickets/Concerts & Music Festival Tickets
- Employment
- Travel/Hotels & Accomodations

AGES REACHED



*Source: Google Analytics

36.9%
of avg. listeners are women



*Source: Google Analytics


63.1%
of avg. listeners are men

TOP 5 AFFINITY CATEGORIES

- Media & Entertainment/Music Lovers
- Media & Entertainment/Movie Lovers
- Lifestyles & Hobbies/Art & Theater Aficionados
- Media & Entertainment/TV Lovers
- Lifestyles & Hobbies/Pet Lovers

SOCIAL MEDIA AUDIENCE

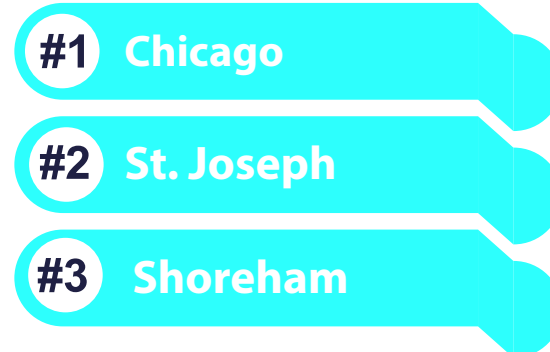
*Sources: Facebook, Instagram



1,417
Facebook Post Engagements

*Source: Facebook

AUDIENCE LOCATIONS



*Source: Facebook

6,605
Webpage Views

*Source: Google Analytics

