



AVERAGE LISTENER DATA Q1 | 1/31/2023 - 3/31/2023



3,254

Total streaming sessions started

*Source: Triton



2,598

Total hours streamed

*Source: Triton



1,183

Unique devices streamed

*Source: Triton

59

Email subscribers reached every month



*Source: Drip

TOP 5 POTENTIAL TO BUY INTERESTS

Gifts & Occasions/Holiday Items & Decorations

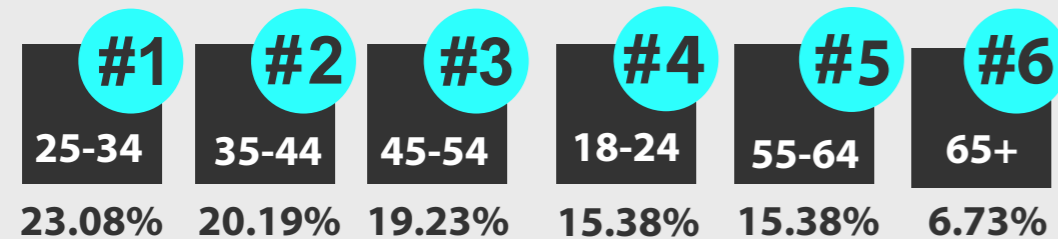
Business Services/Advertising & Marketing Services

Gifts & Occasions/Holiday Items & Decorations

Travel/Hotels & Accomodations

Event Tickets/Concert & Music Festival Tickets


AGES REACHED



*Source: Google Analytics

45.4%

of avg. listeners are women




*Source: Google Analytics

54.5%

of avg. listeners are men

SOCIAL MEDIA AUDIENCE

*Sources: Facebook, Instagram

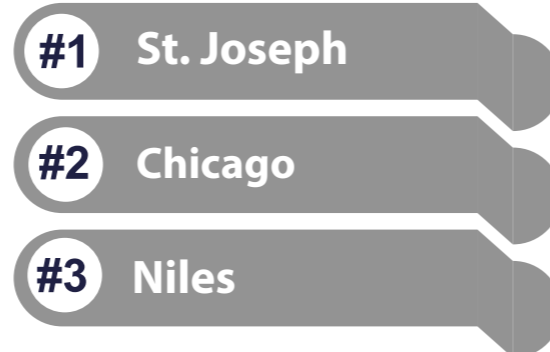


557

Facebook page reach

*Source: Facebook

AUDIENCE LOCATIONS



*Source: Facebook

3,260

Webpage Views

*Source: Google Analytics



TOP 5 AFFINITY CATEGORIES

Media & Entertainment/Movie Lovers

Media & Entertainment/TV Lovers

Shoppers/Value Shoppers

Lifestyles & Hobbies/Pet Lovers

Media & Entertainment/Movie Lovers